



VELUX®

The No Leak Skylight™

2022 Residential Skylights Catalog

Residential Skylights and Sun Tunnel® Skylights

HGTV
**DREAM
HOME**
2021
PROUD SPONSOR

HGTV
**SMART
HOME**
PROUD SPONSOR
2021

HGTV
**URBAN
OASIS**
— 2021 —
PROUD SPONSOR

Table of Contents

SEE THE POSSIBILITIES

- [2](#) Meet the No Leak Skylight
- [4](#) Our Sustainability Goal
- [6](#) VELUX Visualizer App
- [7](#) Virtual Design Consultations
- [8](#) Designs by Room
- [24](#) Transforming Spaces

SKYLIGHT INSTALLATION

- [38](#) Ceiling Types
- [39](#) Installation Methods
- [40](#) Flashing Systems
- [41](#) No Leak Warranty

OUR PRODUCTS

- [42](#) Skylights
- [52](#) Skylight Shades
- [54](#) Custom Skylights
- [60](#) Sun Tunnel® Skylights
- [66](#) Flat Roof Skylights
- [72](#) Roof Windows
- [78](#) Architectural Series

TECHNICAL INFORMATION

- [84](#) Product Size Charts
- [87](#) Energy Star/Code of Compliance



Bringing light to life has been our passion for over 80 years.

So, why skylights?

In 1941 in the Danish city of Copenhagen, a young engineer came up with the idea to transform dark, empty attics into bright living spaces. This idea developed into the first handcrafted, no-leak roof window, which became the foundation for VELUX to grow into the number one skylight company in the world.

At VELUX, we believe homes full of light are homes that are full of life, that daylight is powerful and fresh air is invigorating. Together, they improve our general health and well-being, decrease our dependence on electricity, and give functionality back to our space. As we adjust to a new normal and spend more time at home, VELUX Skylights help bring the outside in, delivering unmatched quality, beautiful results, and a brighter home for your family.

Some may ask, "Why skylights?" But with endless reasons to install one, the question becomes more, "Why not skylights?"

VELUX America LLC
450 Old Brickyard Road
PO Box 5001
Greenwood, SC 29648-5001
Phone: 1-800-888-3589
veluxusa.com | whyskylights.com

VELUX®

HGTV
**URBAN
OASIS**
— 2021 —
PROUD SPONSOR



The No Leak Skylight™

• No Leak Promise • No Worries



Meet the No Leak Skylight

Three patented layers of water protection work together to ensure your VELUX Skylight will not leak.

*Read more about our
No Leak Warranty on page 41.*

[View Our Warranty >](#)



Our Goal **LIFETIME CARBON NEUTRAL** by 2041

Wood is a primary material in VELUX skylights, so we have a direct obligation to ensure our wood sourcing does not have negative consequences for the environment. That's why we've partnered with the World Wide Fund for Nature (WWF International) to capture our historical CO₂ emissions through forest conservation, and why we pledge to reduce our future carbon emissions to be Lifetime Carbon Neutral by 2041.

[Read More >](#)



**“ We are committed to become
Lifetime Carbon Neutral by
2041 by capturing 100 years of
CO₂ emissions and reducing our
future carbon footprint.”**

David Briggs
CEO of the Velux Group



**A plan for the future
that starts with our past**

Visualize Your Room in a Whole New Light!

With the new VELUX Visualizer app, we've made it easier than ever to reimagine any room in your home. Using your device's built-in camera, this augmented reality app allows you to add, customize, and explore our skylight products in real time. Picture a beautiful, healthier home with natural daylight and fresh air from VELUX skylights.



Scan the QR code to download the VELUX Visualizer App from the App Store



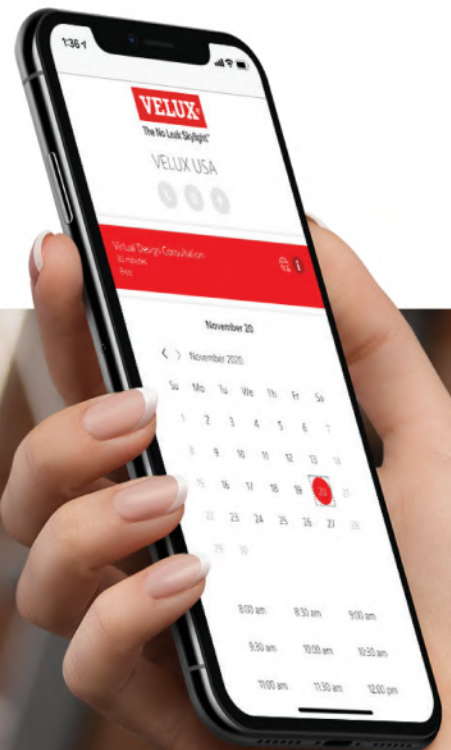
Book Your Free 30-Minute Virtual Design Consultation.



Scan the QR code to book your FREE 30 minute Virtual Design Consultation.

We're here to help transform your space with skylights every step of the way, including the planning phase! If you have questions or need help choosing just the right skylights for your home, our team of VELUX design consultants can help. They have extensive experience when it comes to the best skylight placement and functionality for your home, and can even help you find a certified installer in your area. Let's find time in your schedule for a virtual chat about skylights!

[Book Your Consultation >](#)





Kitchens | Cooking In Daylight

A happy, healthy kitchen is one that is full of light and fresh air. When we think of kitchen upgrades, we tend to look around - at cabinets, appliances, and paint colors - instead of looking up. Enhancing your cooking area with natural light through skylights is one of the best ways to get the most out of the sights, smells, and even tastes created in your kitchen.



Get This Look



VELUX Solar Powered
"Fresh Air" Skylight
VSS



Shades Remote
KLI 312 US



Light-Filtering, Single
Pleated Solar Shades
Grey



veluxusa.com
Kitchens



Living Rooms | Living Lighter

As the center of your home, your living room should be bright, open, and comfortable. With skylights, you can create just the right atmosphere while increasing your home's energy efficiency. Illuminate and invigorate the room where you live with daylight and fresh air through skylights.



Get This Look



VELUX Solar Powered
"Fresh Air" Curb-
Mounted Skylight
VCS



VELUX ACTIVE
Indoor Climate Control Kit
KIX 300 US



Room-Darkening
Double-Pleated Solar Shades
Black



veluxusa.com

Living Rooms



Bathrooms | Time To Freshen Up

The days of function-only bathrooms are behind us. It's time to create the luxurious, spa-like room you deserve. With a skylight, you can bring in daylight from above without sacrificing privacy. See yourself in the best light and transform your bathroom into your own personal oasis - it's as simple as looking up!



Get This Look



VELUX Solar Powered
"Fresh Air" Skylight
VSS



VELUX ACTIVE
Indoor Climate Control Kit
KIX 300 US



Light-Filtering,
Single-Pleated Solar Shades
White



veluxusa.com
Bathrooms



Bedrooms | Sleep Under The Stars

Your bedroom is a place to recharge your body and mind, and skylights can help you make the most of it. Regular exposure to sunlight regulates your circadian rhythm, which helps you sleep sounder and wake up feeling refreshed. When you open your bedroom up to the sky, you welcome in a starry expanse at night and clear, natural daylight for more productive days.



HGTV
DREAM HOME
2021
PROUD SPONSOR

Get This Look



VELUX Electric
"Fresh Air" Skylight
VSE



VELUX ACTIVE
Indoor Climate Control Kit
KIX 300 US



Room-Darkening
Double-Pleated Solar Shades
Grey



veluxusa.com
Bedrooms



Home Office | Get the Job Done with Daylight

Create the perfect workspace in your home with skylights! Research shows exposure to natural light throughout the workday leads to reduced stress and eyestrain, as well as improved productivity and focus. Whether you've made a career of working from home or are new to the lifestyle, skylights are an ideal way to upgrade your home office.



Get This Look



VELUX Fixed Deck-Mounted Skylight FS



Shades Remote KLI 312 US



Light-Filtering, Single-Pleated Solar Shades White



veluxusa.com

Home Office



Bonus Rooms | Extra Space, Extra Daylight

Bonus rooms are notorious for being the dim, catch-all rooms, so fill yours with daylight! The best way to redesign your space into a multi-functional room the whole family will enjoy is with rich, natural light. Skylights and roof windows can offer you more design possibilities than traditional windows to beautifully transform your bonus room.



Get This Look



VELUX Manual
"Fresh Air" Skylight
VS



Telescopic Rod
6'-10'
ZCT 300



Solar Blackout Shades
Black



veluxusa.com

Bonus Rooms



Small Spaces | **A Little Light Everywhere**

Small spaces like hallways, closets, and laundry rooms can be hard to illuminate, especially with natural light. But with innovative VELUX skylights, roof windows, and Sun Tunnels®, you can bring in enough daylight and, in some places, fresh air to turn every corner of your home into something extraordinary.



HGTV
**DREAM
HOME**
2021
PROUD SPONSOR

Get This Look



Low-Profile Flat Glass
Sun Tunnel®
Model TLR 14"



Solar Night Light
ZTZ 213



Optional Micro Fresnel
Decorative Diffuser
ZTB 4004US



veluxusa.com

Small Spaces



Covered Outdoor Spaces | Rooms Full of Light

Patios, porches, and sunrooms are the best of both worlds: all the amenities of being inside with the atmosphere of the great outdoors. Adding more daylight and fresh air with skylights is the next best way to upgrade these spaces. And when you install skylights, they don't just affect that space; borrowed light spills into the surrounding interior rooms, brightening your entire home.



Get This Look



VELUX Fixed Self-
Flashed Skylights
QPF



veluxusa.com

Patios & Sunrooms





Transforming Spaces into **Favorite Places**

VELUX Solar Powered
"Fresh Air" Skylight
VSS S01

Light-Filtering,
Single-Pleated Solar Shades
Natural



Amy Matthews
Read more: This Old House
Follow: @diymatthews


Skylights Bring the Outside Into the This Old House Modern Barnhouse

Designer Amy Matthews, along with D/O Architects and Hartman Homes, decided to combine love of the land with a modern design aesthetic for the This Old House Modern Barnhouse.

"To me, it was about clean lines, simplicity in design, openness, and a connection through windows and skylights to the outdoors," Amy said. "Because this is such a stunning valley, I wanted to do as much glazing as possible to be able to integrate the outdoors and the inside." For Amy, this meant using skylights throughout the home to enhance its look, feel, and function.

Three VELUX Solar Powered "Fresh Air" Skylights with solar-powered shades are installed in the main bathroom, stairwell, and children's room, bringing natural light into the home all throughout the day. And because the Modern Barnhouse property is lined with trees, the combination of skylights and lush, private surroundings creates a luxurious treehouse setting within the home.

Additionally, all of the skylights can be opened with a remote control or the VELUX ACTIVE app on Amy's phone. A key benefit of venting skylights in the Modern Barnhouse's 15-foot ceilings is that they can create natural airflow that removes the rising hot air while cooling down the whole home.



Read more at
[whyskylights.com](https://www.whyskylights.com)



" To me, it was about clean lines, simplicity in design, openness, and a connection through the windows and skylights to the outdoors. "

VELUX Solar Powered
"Fresh Air" Skylight
VSS M04

Room-Darkening
Double-Pleated Solar Shades
White



Sarah Dorsey
Read more: Dorsey Designs
Follow: @sarahmdorseydesigns

A New Skylight Is Just What This Old Loft Needed

New skylight cut-ins are transformative in any space, but replacing existing skylights can be just as awe-inspiring. That's what Sarah Dorsey, the interior designer, DIYer, and blogger behind Dorsey Designs, learned when renovating the loft bonus room of her 1979 post and beam home as part of the Spring 2020 One Room Challenge.

The loft, like the rest of the home, featured light reddish-brown wood paneling, as well as a 1980s era VELUX Skylight. After re-staining the hardwood floors and painting the walls and ceiling white, Sarah replaced the old skylight with a new VELUX Solar Powered "Fresh Air" Skylight with solar-powered shades to brighten the space even more while providing natural ventilation.

Over the course of the renovation, Sarah saw an opportunity to create a second upper loft as a reading nook and install another solar-powered venting skylight. In the completed space, the two new skylights bring in ample light and functional comfort. And because of the loft space's open design, the natural light and fresh air that pour in through the skylights overflow to the lower-level living space for an overall brighter floorplan.



Before:
This 1980s-era loft was in desperate need of a design and daylight upgrade.



"New skylight cut-ins are transformative in any space, but replacing existing skylights can be just as awe-inspiring."

VELUX Solar Powered
"Fresh Air" Curb-
Mounted Skylight
VCS 4646

Room-Darkening
Double-Pleated Solar Shades
White



Molly Madfis
Read more: [Almost Makes Perfect](#)
@almostmakesperfect

Two Sun Tunnel® Skylights Make a Big Difference in This Small Bathroom

Molly Madfis, the Los Angeles-based blogger behind *Almost Makes Perfect*, was stuck with a primary bathroom that was updated by the previous owners. An already small space, the bathroom's dark vanity and countertop paired with gray stone tile created a cave-like appearance that was a clear departure from Molly's signature style.

With the bathroom's remodel, Molly created a bright, welcoming space in a minimalist Scandinavian meets boho-chic style. She installed matte off-white glass floor tiles, bronze hardware, and natural wood grain patterned vanity and medicine cabinets. And instead of an overhead light, Molly opted for two VELUX Sun Tunnel® Skylights over the shower to illuminate the room.

"I knew the room was dark before," Molly wrote about the renovation, "but wow what a difference!" The 14" Sun Tunnels, which look like recessed lighting, provide abundant light while also reducing the number of fixtures in the room. The Sun Tunnels also feature built-in nightlights so her family doesn't have to turn on the lights during nighttime bathroom trips. Overall, the bathroom's two Sun Tunnels help provide an open, airy feeling without a hardware overload.



Before:

The bathroom's two VELUX Sun Tunnels® helped provide abundant light to the dark space.



“ I knew the room was dark before, but
wow what a difference! ”

(2) VELUX Sun Tunnel® Skylight
TLR 014

(2) Solar Night Light
ZTZ 213

(2) Optional Prismatic
Diffuser
ZTB 4007US



Carli Alves
Read more: Made by Carli
@madebycarli

This Dark Living Room Got a Bright Makeover

Carli Alves, a home decor, DIY, and interior design blogger, was in for a real lighting challenge when she took on this 1945 Colonial fixer-upper. She and her husband fell in love with the natural light that poured into the east-facing side of the house, but the other side told a darker story.

What was once a living room was now an oversized dining room with one window. Just off there, a sunken living room addition and old metal screened porch blocked any light that could come in from vertical windows. So, Carli looked up - to flat popcorn ceilings less than 8 feet tall. To create a living room people actually wanted to use, big changes were needed.

Those big changes meant vaulted ceilings and skylights. While vaulted ceilings aren't necessary to install skylights, Carli felt they would help make the space feel lighter and more welcoming. Two VELUX Solar Powered "Fresh Air" Skylights were installed in the new ceiling and, along with a fresh coat of paint, new furniture, and new decor, the transformation was complete.

After the makeover, Carli said, "We went from a dark and cave-like space to a light, bright and airy room that we actually want to spend time in." And the best part? Not only do the skylights bring in abundant natural light, they also allow fresh air to flow into the home.





" We went from a dark and cave-like space to a light, bright and airy room that we actually want to spend time in. "

VELUX Solar Powered "Fresh Air" Deck-Mounted Skylight
VSS M02

Room-Darkening
Double-Pleated Solar Shades
White



Sachi Lord
 Read more: Sachi Lord Design Co.
 @sachilord

Natural Light Is the Centerpiece of This Kitchen Renovation

When Oahu-based interior design influencer Sachi Lord first looked at the house where she now lives, the thing she loved most about its kitchen was the beautiful vaulted ceilings. But the ceiling's rich wooden color made the room seem dark. Rather than paint or replace the wood, Sachi opted for skylights.

Sachi first saw the transformative power of skylights on the Australian show, "The Block," when one of the contestants added skylights to their kitchen. "My jaw just dropped watching the reveal," Sachi said. "I knew VELUX Skylights were the answer to my dark kitchen conundrum."

Through her research, Sachi also found out that VELUX Skylights have venting capabilities and rain sensors - two key benefits for Hawaii's humid weather and frequent afternoon showers. The kitchen's white color scheme and mixed metal decor also benefit from the abundant natural light. "We comment almost every day about how much of a difference the natural light makes," said Sachi. "Our glossy backsplash tile shines, quite literally, and the natural brass dome pendant almost seems to glow. I just love it."



Before:

The dim kitchen lighting made it difficult to enjoy the beautifully crafted vaulted ceilings.



“ I knew VELUX Skylights were the answer to my dark kitchen conundrum. ”

(2) VELUX Solar Powered
"Fresh Air" Skylight
VSS C04

(2) Light Filtering
Single-Pleated Solar Shades
White



Shavonda Gardner
Read more: SG Style Blog
Follow: @sgardnerstyle

A Skylight Here, A Sun Tunnel There for a Home with Natural Light Everywhere

Interior designer Shavonda Gardner first fell in love with skylights during her bathroom renovation, where a Solar Powered "Fresh Air" Skylight was the perfect solution for bringing in natural light and ventilation. As we all know: If you install a skylight in one room, you'll want to install skylights in another!

"Once we got our first taste of that skylight life," Shavonda wrote on her blog, "I sought to find even more areas to incorporate them into our home." So, she partnered with VELUX once again to install skylights in her bungalow kitchen. With four windows, the kitchen already had ample natural light, but two Solar Powered "Fresh Air" Skylights helped to amp up the natural ventilation and keep the space cool while whisking away any cooking smells. Shavonda was also able to change the layout of her kitchen and close up one of the vertical windows without losing any light thanks to the skylights.

For another way to incorporate natural light in her home, Shavonda looked to her hallway. What most people saw as a way to get from one room to another, Shavonda saw as the perfect opportunity to create a "visual moment." Like most hallways, Shavonda's wasn't the easiest to illuminate, but it was the perfect candidate for a VELUX Sun Tunnel® Skylight.

Before the Sun Tunnel was installed, the hallway's deep blue shibori patterned wallpaper and intricately patterned vintage rug blended into the dark, narrow area. With the Sun Tunnel, Shavonda's carefully planned hallway decor can be fully appreciated under clear, bright natural light.



Before:
Shavonda's hard-to-light hallway was the perfect space for VELUX Sun Tunnels.



"Once we got our first taste of that skylight life, I sought to find even more areas to incorporate them into our home."

(1) Sun Tunnels®
TMR 010 0000

Combi Flashing
EKL-M06

(2) VELUX Solar Powered
"Fresh Air" Skylight
VSS C04

A Skylight for Every Ceiling

[Read More >](#)

Flat, Attic, Cathedral, Vaulted

Have you ever considered skylights, then looked up at your flat ceiling and thought there's just no way? You're not alone! One of the most common skylight misconceptions is that they can only be installed in vaulted ceilings. But we're here to tell you that's not the case.



Flat Ceiling



If you have flat ceilings, your skylight installer will construct a drywall light shaft to connect your skylight and ceiling. This helps direct daylight to your room below while hiding the attic space between your ceiling and roof.

Attic



If your attic has obstacles like HVAC units, you can still add natural light to the rooms below. Sun Tunnel® Skylights fit between ceiling supports, allowing bright, clear daylight to fill the space below uninhibited.

Cathedral Ceiling



The advantage to cathedral ceilings during skylight installation is that without attic space between the roof and your home's interior, there's no need for a light shaft. So, once your skylight is installed, the work's all done.

Vaulted Ceiling



Similar to cathedral ceilings, vaulted ceilings feature a single sloping side or arched slope. This style may require a light shaft to cover any attic space between your room and skylight.

3 Types of Installation

[Read More >](#)

Deck-Mounted, Curb-Mounted, Self-Flashed

There are three different methods for skylight installations. To know which method is right for your home, a skylight installer or roofer will evaluate the roof pitch (slope), roof material, and ceiling type. If you're replacing skylights, they will also take note of the method used to install them. But whatever method works best for your home, you're installing the same great skylight that brings in plenty of natural light and fresh air!

1 Deck-Mounted Skylights

Skylights that are deck-mounted have frames that are nailed directly to the roof-deck. This installation method allows the skylight to have a low profile and blend seamlessly with the roof. Deck-mounted skylights are ideal for new construction homes or for brand new skylight cut-ins.



2 Curb-Mounted Skylights

Curb-mounted skylights are installed on top of a wooden frame or "curb." The curb is attached to the roof first and made watertight, then the skylight is secured to the top of the curb. Think of it as a shoebox: the curb is the box and the skylight is the top. Curb-mounted skylights are the most common installation method for low-slop or flat roofs.



3 Self-Flashed Skylights

Self-flashed skylights differ from both deck- and curb-mounted skylights because their curb and flashing are built into the skylight. No extra flashing kit is needed. The skylight sits directly over the rough opening in the roof deck and is then sealed.



Flashing Systems





[Read More >](#)

Deck-Mounted, Curb-Mounted

VELUX Skylight Flashing Kits are a crucial part of our complete system designed to shed water without relying on sealants that can break down over time. No matter the scope of your project, we offer a variety of skylight flashing systems to ensure a weather-tight fit for virtually all roof types and slopes so you can easily install the skylight of your dreams.


Deck-Mounted Flashing Systems

Each of our deck-mounted flashing systems is made up of a pre-attached deck seal, adhesive underlayment, and engineered flashing. They attach directly to your roof deck and interweave with the roofing material to ensure your skylight won't leak.




Curb-Mounted Flashing Systems

VELUX curb-mounted skylights have a pre-attached skylight gasket, which provides a tight seal between the site-built curb and skylight. When combined with our curb-mounted engineered flashing and adhesive underlayment, they create a seal to ensure no water leaks around your skylight.



No Leak Warranty

3 Layers of Protection



The No Leak Promise is our guarantee to you that the VELUX skylights installed in your home will not leak. We're able to make and keep this promise with a 10-year installation warranty thanks to our patented three layers of water protection on our deck- and curb-mounted skylights.

1

Pre-Attached Seal

Pre-attached deck seal (deck-mounted) or gasket (curb-mounted) provides a tight seal for leak-proof installation.

2

Adhesive Underlayment

Adhesive underlayment for secondary water protection against the harshest weather conditions.

3

Engineered Flashing

Engineered flashing for easy installation and primary water protection.²

Rest easily beneath
your skylight
knowing it will
provide abundant
sunlight and fresh air,
but never let in rain.

[View Our Warranty >](#)

The No Leak Skylight™

• No Leak Promise • No Worries

Skylights

Solar-Powered Venting
Electric Venting
Manual Venting
Fixed

For a sleek, classic look that blends seamlessly into any roofline, VELUX Skylights open your home to a world of brighter days. Available in fixed and venting options and designed not to leak, these skylights are perfect for creating a spacious home filled with natural light and fresh air.

(2) VELUX Solar Powered
"Fresh Air" Skylights
VSS C06

(2) Light-Filtering
Single-Pleated Solar Shades
Jeans Blue

[Read More >](#)





HGTV
**URBAN
OASIS**
— 2021 —
PROUD SPONSOR

Skylights

Solar Powered "Fresh Air" Skylights



Available in deck-mounted (VSS), curb-mounted (VCS), and self-flashed (EVMS).

Solar Powered "Fresh Air" Skylights

- Solar power allows you to effortlessly open and close your skylight without electricity to circulate fresh air throughout your home
- Acoustic rain sensor automatically closes skylight at the first sign of rain
- VELUX ACTIVE compatibility allows total skylight control and custom climate automation through your smartphone
- Qualifies for the No Leak Warranty when installed with VELUX Flashing*
- Equipped with insect screen to prevent pests
- Available in many standard sizes
- See pages 84-85



**The
No Leak
Skylight**
No Leak Promise
No Worries

**GO
SOLAR**

[Read More >](#)




**SMART
HOME**
 PROUD SPONSOR
 2021


 14° - 85°
 3:12 - 137:12

VSS, EVMS
 Roof Pitch


 0° - 60°
 0:12 - 20:12

VCS Roof Pitch



Remote for Skylight
 Included



Insect Screen
 included



Pre-installed and
 special order shades
 available³

Federal
**SOLAR
TAX CREDIT**

With Go Solar¹

Skylights

Electric "Fresh Air" Skylights



Available in deck-mounted (VSE) and curb-mounted (VCE).


Electric "Fresh Air" Skylights


- Quietly opens and closes at the touch of a button to circulate fresh air throughout your home
- Seamlessly pairs with VELUX shades for optimal light control - and select shades can be pre-installed free
- VELUX ACTIVE compatibility allows total skylight control and custom climate automation through your smartphone
- Qualifies for the No Leak Warranty when installed with VELUX Flashing*
- Equipped with insect screen to prevent pests
- Available in many standard sizes
- See pages 84-85


[Read More >](#)



**The
No Leak
Skylight**
No Leak Promise
No Worries




 14° - 85°
 3:12 - 137:12
 VSE Roof Pitch


 0° - 60°
 0:12 - 20:12
 VCE Roof Pitch


 Remote for Skylight
 Included


 Insect Screen
 Included


 Pre-installed and
 special order shades
 available³

Skylights

Manual "Fresh Air" Skylights



Available in deck-mounted (VS),
curb-mounted (VCM), and self-flashed (EV).

Manual "Fresh Air" Skylights

- Easily opens and closes by hand with a smooth turning handle for in-reach applications or rod for out-of-reach skylights
- Seamlessly pairs with VELUX shades for optimal light control - and select shades can be pre-installed free
- Qualifies for the No Leak Warranty when installed with VELUX Flashing*
- Equipped with insect screen to prevent pests
- Available in many standard sizes
- See pages 84-85

[Read More >](#)



**The
No Leak
Skylight**
No Leak Promise
No Worries

**GO
SOLAR**




**URBAN
OASIS**
 PROUD SPONSOR
 — 2020 —


 14° - 85°
 3:12 - 137:12
 VS and EV
 Roof Pitch


 0° - 60°
 0:12 - 20:12
 VCM Roof Pitch


 Insect Screen
 Included


 Pre-installed and
 special order shades
 available³

Federal
**SOLAR
TAX CREDIT**
 With Go Solar¹

Skylights

Fixed Skylights



Available in deck-mounted (FS),
curb-mounted (FCM), and self-flashed (QPF, EF).

Fixed Skylights

- Clean exterior profile provides natural light and sky views without obstructing the roofline
- Versatile sizing allows for greater flexibility with positioning options
- Seamlessly pairs with VELUX shades for optimal light control - and select shades can be pre-installed free
- FS and FCM qualify for No Leak Warranty when installed with VELUX Flashing*
- Available in many standard sizes
- See pages 84-85




[Read More >](#)




 14° - 85°
 3:12 - 137:12
 FS and EF
 Roof Pitch


 0° - 60°
 0:12 - 20:12
 FCM Roof Pitch


 10° - 60°
 2:12 - 20:12
 QPF
 Roof Pitch


 Pre-installed and
 special order shades
 available³

Federal
**SOLAR
 TAX CREDIT**
 With Go Solar¹

Skylights

Shades

Forget the hassle: have your shades pre-installed for FREE when you include them with your skylight purchase! Offer not available for special order shades.

Light-Filtering, Single-Pleated Shades Solar-Powered or Manual

IN STOCK (2-4 DAYS SHIPPING)




White Classic Sand

IN STOCK (UP TO 13 DAYS SHIPPING)



Natural Dark Grey Jeans Blue

SPECIAL ORDER (14 DAYS SHIPPING)



Classic White Charcoal Dusty Brown Dusty Sand Beige Red Wine Forest Green Mint Green Light Beige Grey

Soft Blue

Blackout Shades, Flat Fabric Solar-Powered

SPECIAL ORDER (14 DAYS SHIPPING)




White Grey Beige Blue Black Sand Dark Brown Orange Warm Grey Dusty Green Light Blue Taupe Soft Rose Natural Light Taupe

Dark Petrol

★ Special order shades ship separately from your skylight.

Room-Darkening, Double-Pleated Shades Solar-Powered or Manual

IN STOCK (2-4 DAYS SHIPPING)




White Beige

IN STOCK (UP TO 13 DAYS SHIPPING)



Grey Grey Melange Dark Sand

SPECIAL ORDER (14 DAYS SHIPPING)




Charcoal Golden Beige Blue Light Brown Ivory Orange Dusty Green Light Blue Dark Taupe Light Grey

Petrol


Venetian Shades Manual

IN STOCK (2-4 DAYS SHIPPING)



White

SPECIAL ORDER (14 DAYS SHIPPING)



Brushed Silver Matte Black Matte Grey Natural Taupe





 Elevate the Design of Any Space wit...

Elevate the design of any space with
VELUX shades





Custom-Sized Skylights

Venting
Fixed

Your skylights, your way. When standard-sized skylights won't cut it, there's VELUX Custom-Sized Skylights. Available in fixed and venting options, these skylights are built to fit the size and shape you need to create the perfect look for your home. And with certain models measuring up to 35 square feet, there's no project too big for VELUX Custom-Sized Skylights.

(3) VELUX Custom-Sized
Fixed Skylight
GSM 36" x 98"

[Read More >](#)



Custom-Sized Skylights

Venting Skylights



Self-flashed, available in solar-powered (EVMS) and manual (EV)

Custom Venting Skylights

- Solar-powered and manual operation models to fit every household's needs
- Integrated Ultraseal Flashing ensures a leak-proof performance
- Acoustic rain sensor automatically closes skylight at the first sign of rain


Note: The federal solar tax credit only applies to EVMS in custom sizes.

[Read More >](#)





HGTV
**SMART
HOME**
PROUD SPONSOR
2021


14° - 85°
3:12 - 137:12
EVMS and EV
Roof Pitch

Federal
**SOLAR
TAX CREDIT**
With Go Solar¹

Custom-Sized Skylights

Fixed Skylights



Available in curb-mounted (FCM), self-flashed (EF), and SkyMax (GSM).

Custom Fixed Skylights

- Clean exterior profile provides natural light and sky views without obstructing the roofline
- Versatile sizing allows for greater flexibility with positioning options
- SkyMax (GSM) spans up to 35 square feet - 10 feet at its longest dimension

[Read More >](#)





1° - 60°
1/4:12 - 20:12
GSM Roof Pitch



14° - 85°
3:12 - 137:12
EF Roof Pitch



0° - 60°
0:12 - 20:12
FCM Roof Pitch

Sun Tunnel® Skylights

Sun Tunnel® Innovations
Sun Tunnel® Skylights

Every room in your home deserves to be filled with natural light – even those in the very center of your home. Unlike traditional windows and skylights, VELUX Sun Tunnel® Skylights can be installed virtually anywhere in your house in a single afternoon and at a fraction of the cost.

VELUX Sun Tunnel® Skylight
TLR 014

Solar Night Light
ZTZ 213

Optional Prismatic Diffuser
ZTB 4007US

[Read More >](#)



- 1 Low-Profile Appearance:** A variety of pitched and low-profile light-collecting domes are available to help Sun Tunnels® blend seamlessly into any roofline.
- 2 Highly Reflective Tunnel:** Delivers maximum sunshine from the roof to your ceiling due to the reflective material of the tunnel.
- 3 Versatile Design:** Fits between rafters and around other obstructions in your attic, making the Sun Tunnel® one of our most versatile skylights.
- 4 Additional Lighting:** For a moon-like nighttime glow or to flip a switch for light any time, Sun Tunnels® are compatible with a number of accessories to provide you complete light control day and night.



Solar Night Light
ZTZ 213



Daylight Controller
ZTP



Universal Electric Light Kit
ZTL

- 5 Ceiling Rings and Frosted Diffusers:** Add a decorative, modern flair to your Sun Tunnel® while softly diffusing the natural light shining in.



Micro Fresnel
ZTB 4004US



Triple Wave
ZTB 4005US



Brushed Metal
ZTB 4006US



Prismatic
ZTB 4007US



Bubbles
ZTB 4008US



Neutral Light
ZTB 4009US





Sun Tunnel® Skylights

Sun Tunnels®



Model TLR
Low-Profile
Flat Glass



Model TGR
Low-Profile
Metal Flashing



Model TZR/TZRL
Wildfire Glass
Curb-Mount



Model TZRQ
Wildfire Glass
Pan-Flushed



Model TMR
Pitched
Metal Flashing

Sun Tunnel® Skylights

- Versatile, highly reflective tunnel carries light from the roof to the space below uninhibited
- Compatible with multiple diffuser options to finish the look of a room
- Go Solar with the Solar Night Light for rigid tunnels to receive a federal tax credit on product and installation¹
- The VELUX Sun Tunnel® Skylight with Wildfire Glass is designed, built, and tested to withstand wildfires
- For all Sun Tunnel® Skylight options See page 86



[Read More >](#)



10° - 60°
2:12 - 20:12

TZRL and TZRQ
Roof Pitch



14° - 60°
3:12 - 20:12

TGF, TGR, TMF,
TMR, and TLR
Roof Pitch



0° - 60°
0:12 - 20:12

TCR and TZR
Roof Pitch



ZTZ 213
Solar Night Light

Federal
**SOLAR
TAX CREDIT**

With Go Solar¹

Flat Roof Skylights

CurveTech Cover
Polycarbonate Cover
Polycarbonate Roof Access
Fixed Curb-Mount
Sun Tunnel® Skylight

Designed for homes with flat or low-slope roofs, VELUX Flat Roof Skylights transform any space with natural light. The innovative design of these skylights lets in more daylight, easily sheds rainwater, and stands out as a modern addition to roof surfaces.

VELUX Flat Roof Skylight
with CurveTech Top Cover
CFP 090120

[Read More >](#)



HGTV
**SMART
HOME**
PROUD SPONSOR
2021

Flat Roof Skylights

Flat Roof and Roof Access Skylights



CFP Fixed Base with
CurveTech Protective Top Cover



CFP Fixed Base with
Polycarbonate Protective Top Cover



CXP Hatch with
Polycarbonate Protective Cover

Flat Roof and Roof Access Skylights

- Designed for homes with flat or low-slope roofs
- Virtually impervious to damage with a maintenance-free PVC curb with insulation and tempered glass
- Innovative curve shape easily whisks away rainwater
- Protective cover reduces the chance of condensation and minimizes outdoor noise
- CXP opens manually up to 60° for instant roof access

Note: Both base unit and top cover must be ordered to make a complete skylight unit.



[Read More >](#)



Photo Credit: Jeff Mindell



0° - 15°
0:12 - 3:12

CFP and CXP
Roof Pitch

Flat Roof Skylights

Fixed Curb-Mount and Sun Tunnel® Skylights



Fixed
Curb-Mounted
Skylight - FCM



Model TCR
Curb-Mounted
Metal Flashing



Model TZR
Curb-Mounted
Wildfire Glass

Fixed Curb-Mount and Sun Tunnel®

- Clean exterior profile of FCM provides natural light and sky views without obstructing the roofline
- TCR and TZR feature a versatile, highly reflective tunnel to carry light from the roof to the space below uninhibited
- Go Solar with accompanying accessory pieces to receive a federal tax credit on product and installation*

Factory-installed accessory pieces may need to be added.

*Visit veluxusa.com/go-solar for more information.



[Read More >](#)




**SMART
HOME**
 2017
PROUD SPONSOR



0° - 60°
0:12 - 20:12

FCM, TZR and TCR
Roof Pitch



ZTZ 213
Solar Night Light

**Federal
SOLAR
TAX CREDIT**

With Go Solar¹

A creative workspace featuring a corkboard with various photos and notes, a desk with a laptop, a keyboard, and a desk lamp. A skylight is visible in the upper right corner, providing natural light to the room.

Roof Windows

Top-Hinged
Center-Pivot
Roof Access
CABRIO™

The sky is the limit with VELUX Roof Windows! These in-reach roofwindows manually open to let fresh air flow in and maximize the amount of natural daylight in your home. The perfect choice for loft conversions and attic spaces, roof windows allow you to enjoy panoramic views while increasing your home's energy efficiency and natural ventilation.

VELUX Center Pivot Roof Window
GGU MK06

[Read More >](#)



Roof Windows

Top-Hinged and Roof Access Roof Windows



Top-Hinged
Roof Window - GPU




Roof Access Window - GXU

Roof Windows

- Greatly increase the amount of natural light and fresh air in your rooms
- Sleek outer appearance blends in with your roofline
- Top-Hinged features a convenient bottom operation for in-reach applications
- Roof Access Window offers easy roof access for repairs, maintenance, emergency, and egress
- Roof Access Window features a locking device to keep window open so it won't fall shut

All cladding components are included in the VELUX flashing box. If VELUX flashing is not purchased, cladding must be ordered.





15° - 55°
3:12 - 17:12

GPU Roof Pitch



15° - 85°
3:12 - 137:12

GXU Roof Pitch



Special Order
Shades Available

Roof Windows

Center-Pivot and Balcony Roof Windows



Center-Pivot
Roof Window - GGU



Balcony Roof Window -
GDL CABRIO™

Roof Windows

- Center Pivot top control bar can be pulled once for background ventilation, twice to open and rotates 180°
- Low installation of Center Pivot allows for more flexibility and better views
- CABRIO™ transforms from roof window to balcony in seconds to enjoy any time
- Top half of CABRIO™ opens to become a roof window, open both halves for balcony
- CABRIO™ balcony fits flush with the roof when closed

All cladding components are included in the VELUX flashing box. If VELUX flashing is not purchased, cladding must be ordered.





15° - 90°
3:12 - 90°

GGU Roof Pitch



35° - 53°
8.4:12 - 15:12

GDL Roof Pitch



Special Order
Shades Available

Architectural Skylights

Structural Bridge
Single Pitch
Double Pitch
Extended Pyramid
Octagonal Pyramid
Square Pyramid
Low Profile
Modular Skylights

Comprised of stunning pyramids, innovative modular systems, and impressive pitched roof applications, the VELUX Architectural Skylights line offers a dramatic yet stylish way to incorporate daylight throughout your home. Providing breathtaking sky views, the Architectural Skylights are completely customizable to create just the right look for your home.

VELUX Architectural Skylight
Pinnacle Polygonal Glass Pyramid

[Read More >](#)




Architectural Skylights

Pyramid Systems and Pitched Roof Applications



Structural Bridge

Single Pitch



Double Pitch

Extended Pyramid



Octagonal Pyramid

Square Pyramid



Low Profile

Pyramid Systems and Pitched Roof Applications

- Create spectacular daylighting applications with unlimited design capabilities
- Lightweight, metal-framed skylights capable of spanning up to 40 feet wide
- Insulated glass panels help control heat gain and loss in all types of weather
- Available in a wide variety of high-performance glass and finish options





Architectural Skylights

Modular Skylights



Venting
Module 5-25°



Fixed
Module 5-25°

Modular Skylights


- Complete system made of multiple skylights with a self-supporting structural system that does not require rafters or beams for support
- Prefabricated components ensure a quality build, 100% water tightness, and fast, easy installation
- Available in a variety of configurations with both venting and fixed modular skylights
- Includes electronic control system with wind and rain sensor





Skylight Sizes


Deck-Mounted Skylight Sizes

| |  | A06 | C01 | C04 | C06 | C08 | C12 | D26 | D06 | M02 | M04 | M06 | M08 | S01 | S06 |
|-------------------------------|---|-----------------|-------------|-------------|-------------|--------------|-------------|-------------------|-----------------|--------------|------------------|------------------|-------------------|-----------------|-----------------|
| Rough Opening | (W-in. x H-in.) | 14 1/2 x 45 3/4 | 21 x 26 7/8 | 21 x 37 7/8 | 21 x 45 3/4 | 21 x 54 7/16 | 21 x 70 1/4 | 22 1/2 x 22 15/16 | 22 1/2 x 45 3/4 | 30 1/16 x 30 | 30 1/16 x 37 7/8 | 30 1/16 x 45 3/4 | 30 1/16 x 54 7/16 | 44 1/4 x 26 7/8 | 44 1/4 x 45 3/4 |
| VSS / VSE Solar / Electric | | | • | • | • | • | | | | • | • | • | • | • | • |
| VS Manual | | | • | • | • | • | | | | • | • | • | • | • | • |
| FS Fixed | | • | • | • | • | • | • | • | • | • | • | • | • | • | • |

VSE not available in M02 size

 Model FS sizes D26 and D06 fit perfectly between roof trusses.

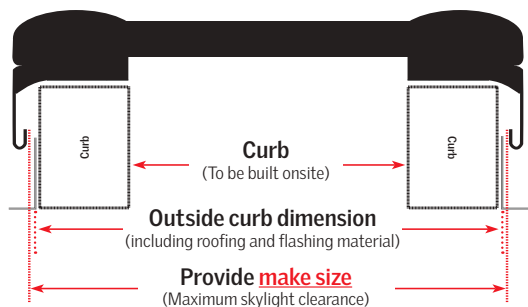
Curb-Mounted Skylight Sizes

| |  | 1430 | 1446 | 2222 | 2230 | 2234 | 2246 | 2270 | 3030 | 3046 | 3055 | 3434 | 3446 | 4622 | 4646 | 4672 |
|-------------------------------|---|-----------------|-----------------|-----------------|-----------------|-----------------|-----------------|-----------------|-----------------|-----------------|-----------------|-----------------|-----------------|-----------------|-----------------|-----------------|
| Outside Curb | (W-in. x H-in.) | 17 1/2 x 33 1/2 | 17 1/2 x 49 1/2 | 25 1/2 x 25 1/2 | 25 1/2 x 33 1/2 | 25 1/2 x 37 1/2 | 25 1/2 x 49 1/2 | 25 1/2 x 73 1/2 | 33 1/2 x 33 1/2 | 33 1/2 x 49 1/2 | 33 1/2 x 58 1/2 | 37 1/2 x 37 1/2 | 37 1/2 x 49 1/2 | 49 1/2 x 25 1/2 | 49 1/2 x 49 1/2 | 49 1/2 x 75 1/2 |
| Max. Skylight Clearance | (W-in. x H-in.) | 18 5/8 x 34 5/8 | 18 5/8 x 50 5/8 | 26 5/8 x 26 5/8 | 26 5/8 x 34 5/8 | 26 5/8 x 38 5/8 | 26 5/8 x 50 5/8 | 26 5/8 x 74 5/8 | 34 5/8 x 34 5/8 | 34 5/8 x 50 5/8 | 34 5/8 x 59 5/8 | 38 5/8 x 38 5/8 | 38 5/8 x 50 5/8 | 50 5/8 x 26 5/8 | 50 5/8 x 50 5/8 | 50 5/8 x 76 5/8 |
| VCS / VCE Solar / Electric | | | | • | | • | • | | • | • | | • | | • | • | |
| VCM Manual | | | | • | | • | • | | • | • | | • | | | • | |
| FCM Fixed | | • | • | • | • | • | • | • | • | • | • | • | • | | • | • |

VCE not available in 4622 size


FCM custom sizes available

FCM & GSM Custom Sizes



| Length | Width | Production Time |
|--|------------------|-----------------|
| 18 3/4 x 72 | 18 3/4 to 50 3/4 | 8-14 days |
| 72 1/4 to 76 1/2 | 18 3/4 to 50 3/4 | 20 days or less |
| We require maximum skylight clearance dimensions in 1/4" increments (0, 1/4, 1/2, 3/4) for width and height. | | |
| Custom size flashing kits and shades are not available | | |
| Some specialty glass options require longer lead times | | |




SkyMax Skylight Sizes

| |  | 4896 | 5199 |
|-------------------------|--|-----------------|------------------|
| Outside Curb | (W-in. x H-in.) | 48 x 96 | 51 x 99 |
| Max. Skylight Clearance | (W-in. x H-in.) | 49 1/4 x 97 1/4 | 52 1/4 x 100 1/4 |
| GSM Fixed | | • | • |

GSM custom sizes available


Skylight Sizes

Self-Flushed Skylight Sizes




| | | 2222 | 2230 | 2238 | 2246 | 2254 | 3030 | 3046 | 3054 | 4646 |
|---------------|---|-----------------|-----------------|-----------------|-----------------|-----------------|-----------------|-----------------|-----------------|-----------------|
| Rough Opening | (W-in. x H-in.) | 22 1/2 x 22 1/2 | 22 1/2 x 30 1/2 | 22 1/2 x 38 1/2 | 22 1/2 x 46 1/2 | 22 1/2 x 54 1/2 | 30 1/2 x 30 1/2 | 30 1/2 x 46 1/2 | 30 1/2 x 54 1/2 | 46 1/2 x 46 1/2 |
| EV Manual |  14° - 85° 3:12 - 137:12 | • | • | • | • | • | • | • | • | • |
| EF Fixed |  14° - 85° 3:12 - 137:12 | • | • | • | • | • | • | • | • | • |
| QPF Fixed |  10° - 60° 3:12 - 20:12 | • | • | | • | | • | | | • |

EVMS, EV, EF custom sizes available

Flat Roof Skylight Sizes


| | | 060060 | 060090 | 080080 | 090120 | 100100 | 120120 | 150150 |
|---------------|---|-----------------|------------------|-----------------|------------------|-----------------|-----------------|---------|
| Rough Opening | (W-in. x H-in.) | 23 5/8 x 23 5/8 | 23 5/8 x 35 7/16 | 31 1/2 x 31 1/2 | 35 7/16 x 47 1/4 | 39 3/8 x 39 3/8 | 47 1/4 x 47 1/4 | 59 x 59 |
| CFP Fixed |  0° - 15° 0:12 - 3:12 | • | • | • | • | | • | • |
| CXP Exit | | | | | • | • | • | |

Roof Window Sizes

| | | CK02 | CK04 | CK06 | FK04 | FK06 | FK08 | MK04 | MK06 | MK08 | MK10 | PK06 | PK08 | PK10 | SK06 | SK08 | UK04 | UK08 |
|---------------------|---|-----------------|-------------|-----------------|-------------|-----------------|-----------------|-------------|-----------------|-----------------|-----------------|-----------------|-----------------|-----------------|-----------------|-----------------|-------------|-----------------|
| Rough Opening | (W-in. x H-in.) | 22 1/8 x 31 1/8 | 22 1/8 x 39 | 22 1/8 x 46 7/8 | 26 1/2 x 39 | 26 1/2 x 46 7/8 | 26 1/2 x 55 1/2 | 31 1/4 x 39 | 31 1/4 x 46 7/8 | 31 1/4 x 55 1/2 | 31 1/4 x 63 1/2 | 37 5/8 x 46 7/8 | 37 5/8 x 55 1/2 | 37 5/8 x 63 1/2 | 45 3/8 x 46 7/8 | 45 3/8 x 55 1/2 | 53 1/4 x 39 | 53 1/4 x 55 1/2 |
| GPU Top-Hinged |  15° - 55° 3:12 - 17:12 | | • | • | | | | • | ♦ | ♦ | | | | ♦ | ♦ | | | ♦ |
| GGU Center-Pivot |  15° - 90° 3:12 - 90° | • | • | • | • | • | • | • | • | • | • | • | • | • | • | • | • | • |
| GXU Roof-Access |  15° - 85° 3:12 - 137:12 | | | • | | ♦ | | | | | | | | | | | | |

♦ Satisfy egress requirements⁴























Cabrio Balcony Roof Window Sizes

| | | PK19 | MK19 |
|---------------|--|--------------|---------------|
| Rough Opening | (W-in. x H-in.) | 39 3/8 x 101 | 33 1/16 x 101 |
| |  35° - 53° 8.4:12 - 15:12 | | |

Skylight Sizes

Sun Tunnel® Skylight Sizes

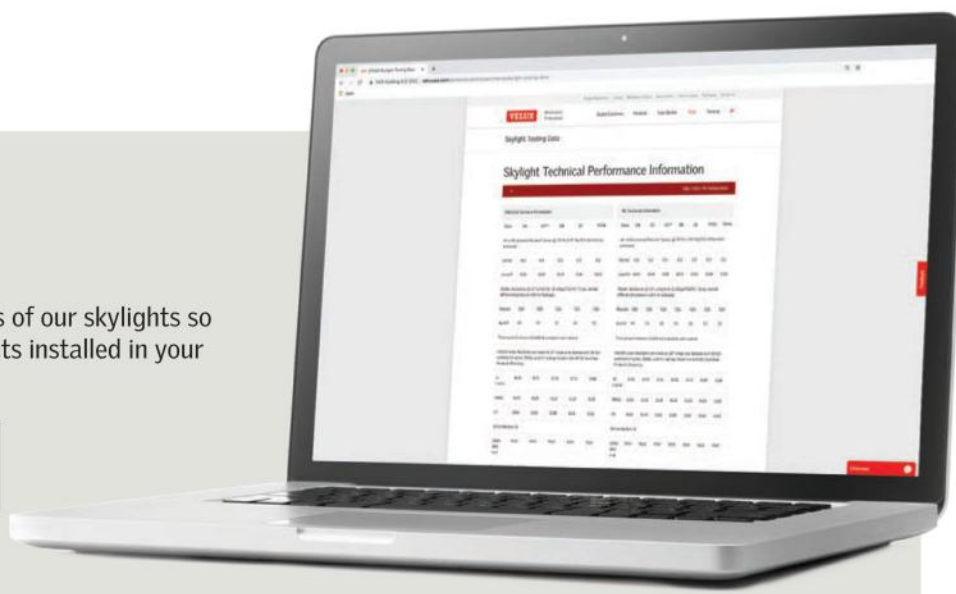


| | Dome Sun Tunnel® Skylights (available with acrylic or impact domes) | | | | | | | | | Wildfire Sun Tunnel® Skylights | | | |
|--|--|---|--|--|--|--|--|---|--|--|---|--|--|
| | Model TLR | Model TCR | Model TMR | | Model TGR | | | Model TMF | | Model TGF | Model TZR | Model TZRL | Model TZRQ |
| |  14° - 60° 3:12 - 20:12 |  0° - 60° 0:12 - 20:12 |  14° - 60° 3:12 - 20:12 | |  14° - 60° 3:12 - 20:12 | | |  14° - 60° 3:12 - 20:12 | |  14° - 60° 3:12 - 20:12 |  0° - 60° 0:12 - 20:12 |  10° - 60° 2:12 - 20:12 |  10° - 60° 2:12 - 20:12 |
| |  014 |  014 |  010 |  014 |  010 |  014 |  022 |  014 |  014 |  022 |  014 |  014 |  014 |
| Rough Opening (ceiling) | 15 1/4 | 15 1/4 | 11 1/4 | 15 1/4 | 11 1/4 | 15 1/4 | 23 1/4 | 14 3/4 | 14 3/4 | 22 3/4 | 15 1/4 | 15 1/4 | 15 1/4 |
| Rough Opening (roof deck) | 14 1/2 x 17 3/4 | 14 1/2 x 16 3/4 | 12 1/2 x 16 | 14 1/2 x 20 | 10 1/2 x 16 | 14 1/2 x 18 | 22 1/2 x 26 | 14 1/2 x 20 | 14 1/2 x 18 | 22 1/2 x 26 | 14 1/2 x 14 1/2 | 14 1/2 x 14 1/2 | 14 1/2 x 14 1/2 |
| Tunnel Length with Kit (ft.) | 4 | 4 | 4 | 4 | 4 | 4 | 4 | 8 | 8 | 8 | 5.3 | 5.3 | 4.3 |
| Maximum Recommended Install Length (ft.) | 30 | 30 | 20 | 30 | 20 | 30 | 40 | 8 | 8 | 12 | 30 | 30 | 30 |

Testing Data

VELUX rigorously tests the materials of our skylights so you can rest assured that the products installed in your home are safe.

For our most up-to-date data, visit veluxusa.com/testing-data.



ENERGY STAR®

One of the most straightforward ways to help meet energy codes as a builder or architect, while still designing bright, airy buildings, is to specify ENERGY STAR® certified products.

Most VELUX residential products are ENERGY STAR® certified in all 50 states, which means they meet energy efficiency standards set by the US Environmental Protection Agency (EPA). In order to be ENERGY STAR® certified, fenestration products must have their U-factor, Visible Transmittance, and Solar Heat Gain Coefficient ratings independently tested and approved under the FenStarSM Certification Program of the National Fenestration Rating Council (NFRC) to qualify.

By using ENERGY STAR® certified products, architects and builders can use skylights to bring much needed daylight and fresh air inside, allowing them to create more attractive buildings and more livable spaces while still meeting local energy codes.

In warmer climates, there is great potential for lighting energy savings by using emerging control technologies like VELUX ACTIVE or more effective daylighting products like VELUX skylights with shades and Sun Tunnel® Skylights.



Visit energystar.gov for more information.

Code Compliance

VELUX offers a broad array of skylights, roof windows, and Sun Tunnels® that meet the applicable performance requirements and testing and labeling standards written into the most current US Model Codes:

- 2018 IBC (International Building Code)
- 2018 IRC (International Residential Code), and
- 2018 IECC (International Energy Conservation Code),
- As well as local and regional codes based on the above codes.

Additionally, electrical components built into VELUX products are UL listed.

Standard VELUX residential skylights and Sun Tunnel® products meet the current and prior North American Fenestration Standards (NAFS), also known as AAMA/WDMA/CSA 101/I.S.2/A440. Copper-clad versions may not exceed these requirements but do meet other standards required of them.

To verify these attainments on-site, the products are shipped with all required labels to expedite the inspection and final acceptance process. VELUX confidently certifies through these labels that only products consistent with the tested specimens are sent to the job.

- ¹ For the most up-to-date Federal Solar Tax Credit information, visit veluxusa.com/go-solar.
- ² To qualify for the VELUX 10-year installation warranty, VELUX flashing must be purchased. The 10-year installation warranty excludes EVMS, EV, QPF, EF.
- ³ VELUX shades are not available for any VELUX custom-sized skylights. VELUX shades when purchased with a standard size accessory tray are available for select E-Class skylights.
- ⁴ Consult local code officials regarding egress requirements as they may vary by jurisdiction.skylights.

Warranty

For 80 years, VELUX has been dedicated to producing skylights that are synonymous with quality and reliability. Our commitment to you does not end once your skylight is installed.

The VELUX deck- and curb-mounted product family is designated as "The No Leak Skylight." It carries a 10-year installation warranty, plus 20 years on glass seal failure, 10 years on product, and 5 years on shades and controls.

This limited "No Leak Skylight" warranty does not apply to VELUX products purchased prior to January 1, 2010.

NOTICE: ALL GLASS MAY BE SUBJECT TO UNEXPECTED AND SPONTANEOUS BREAKAGE in rare circumstances due to imperfections in the glass that are undetectable during the manufacturing and inspection process by the manufacturer of the glass and VELUX.

VELUX offers the choice of laminated or tempered glass skylights. Impact glass and comfortplus glass are all types of laminated glass. Comfort glass is a type of tempered glass. Laminated glass is a combination of two or more glass sheets with one or more interlayers of plastic (PVB) or resin. In case of breakage, the interlayer is designed to hold the fragments together. Tempered glass does not contain an interlayer to hold the fragments together. Instead, tempered glass is designed to break into small, pebble-like pieces. When tempered glass breaks, pieces of glass come loose and may strike an individual.

CONSULT LOCAL REGULATIONS AND/OR BUILDING MATERIAL CONSULTANTS TO DETERMINE WHICH TYPE OF GLASS IS RIGHT FOR YOU OR IF LAMINATED GLASS IS REQUIRED IN YOUR APPLICATION.

All VELUX skylights, roof windows, Sun Tunnel® Skylights, flashing kits and shades must be purchased through a qualified VELUX dealer. Please see the "Where To Buy" section of veluxusa.com website for a list of VELUX dealers near you.

The VELUX Group creates better living environments with daylight and fresh air through the roof. The VELUX product program contains a wide range of roof windows and skylights, along with solutions for flat roofs. The Group also supplies many types of decoration and sun screening, roller shutters, installation products, and products for remote control for installation in roofs. The VELUX Group, which has manufacturing companies in 11 countries and sales companies in nearly 40 countries, represents one of the strongest brands in the global building materials sector and its products are sold in most parts of the world. The VELUX Group has about 10,000 employees and is owned by VKR Holding A/S, a limited company wholly owned by foundations and family. For more details, visit velux.com.

VELUX America LLC
450 Old Brickyard Road
PO Box 5001
Greenwood, SC 29648-5001
Tel 1-800-888-3589
veluxusa.com
whyskylights.com

VELUX®

XUS 20183-0122 • ©2022 VELUX Group • VELUX®, VELUX logo are registered trademarks • VELUX Sun Tunnel is a trademark of VELUX Group. HGTV, HGTV Dream Home, HGTV Dream Home Giveaway, HGTV Smart Home, HGTV Smart Home Giveaway, HGTV Urban Oasis, HGTV Urban Oasis Giveaway and their associated logos are trademarks of Discovery or its subsidiaries and affiliates. All rights reserved. • Photos © 2017-2021 Discovery or its subsidiaries and affiliates. All rights reserved.